






















TABEL DE HRĂNIRE

 24H 		Dog weight							
		 1 kg OR  +1/2				 3 kg OR  +1			
DOG ACTIVITY  Normal activity  Activity (+)	(g)		(g)		(g)		(g)		
	24	2/8	13	1/8	56	5/8	33	3/8	
	28	2/8	17	1/8	65	5/8	42	3/8	
	32	3/8	21	2/8	73	6/8	50	4/8	
	 6 kg OR  +1				 10 kg OR  +1				
	(g)		(g)		(g)		(g)		
	94	1	71	6/8	138	1+4/8	115	1+2/8	
	109	1+1/8	86	7/8	159	1+5/8	136	1+3/8	
	123	1+2/8	100	1	181	1+7/8	158	1+5/8	

ME = 3881 kcal/kg

 = 240 ml (≈ 96 g)

