






















TABEL DE HRĂNIRE

		Dog weight									
		1 kg  OR  +1/2				3 kg  OR  +1					
 24H 		(g)		(g)		(g)		(g)			
		23	2/8	13	1/8	53	5/8	32	3/8		
		28	3/8	17	2/8	63	6/8	42	4/8		
   1/2 1/2 DOG ACTIVITY Normal activity		32	3/8	22	2/8	73	7/8	52	5/8		
		 6 kg OR  +1 DOG ACTIVITY Activity (+)		(g)		(g)		(g)		(g)	
				89	1	69	6/8	131	1+4/8	110	1+2/8
106	1+2/8			85	1	155	1+6/8	135	1+4/8		
		123	1+3/8	102	1+1/8	180	2+1/8	159	1+7/8		
		ME = 3450 kcal/kg  = 240 ml (≈ 86 g)		 + 