





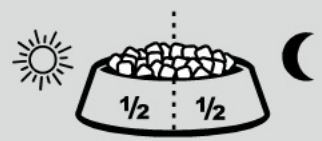















TABEL DE HRĂNIRE

 24H 		Dog weight							
		 1 kg OR  +1/2				 3 kg OR  +1			
DOG ACTIVITY  Normal activity  Activity (+)	(g)		(g)		(g)		(g)		
	24	2/8	13	1/8	54	4/8	32	2/8	
	27	2/8	16	1/8	63	5/8	40	3/8	
	31	2/8	20	1/8	71	5/8	49	4/8	
	 6 kg OR  +1				 10 kg OR  +1				
	(g)		(g)		(g)		(g)		
	91	7/8	69	5/8	133	1+2/8	111	1	
	105	1	83	6/8	154	1+3/8	132	1+2/8	
	120	1+1/8	97	7/8	175	1+5/8	153	1+3/8	

ME = 4008 kcal/kg

 = 240 ml (≈ 108 g)

