





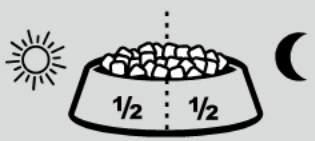
















TABEL DE HRĂNIRE

 24H 		Dog weight							
		 1 kg OR  +1/2				 3 kg OR  +1			
DOG ACTIVITY  Normal activity  Activity (+)	(g)		(g)		(g)		(g)		
	25	2/8	14	1/8	57	5/8	34	3/8	
	29	3/8	18	2/8	66	6/8	43	4/8	
	33	3/8	22	2/8	75	7/8	52	5/8	
	 6 kg OR  +1				 10 kg OR  +1				
	(g)		(g)		(g)		(g)		
	95	1+1/8	73	7/8	140	1+5/8	117	1+3/8	
	110	1+2/8	88	1	162	1+7/8	140	1+5/8	
	125	1+4/8	103	1+2/8	184	2+1/8	162	1+7/8	

ME = 3823 kcal/kg

 = 240 ml (≈ 86 g)

