












TABEL DE HRĂNIRE



24H



Dog weight

		26 kg	28 kg	32 kg	34 kg			
DOG ACTIVITY   Normal activity  Activity +	(g)		(g)		(g)		(g)	
	284	3+3/8	300	3+5/8	332	4	347	4+1/8
	373	4+4/8	395	4+6/8	436	5+2/8	457	5+4/8
	433	5+1/8	458	5+4/8	506	6	530	6+2/8
			36 kg	38 kg	42 kg	44 kg		
	(g)		(g)		(g)		(g)	
	362	4+2/8	377	4+4/8	407	4+7/8	421	5
	477	5+5/8	496	5+7/8	535	6+3/8	554	6+5/8
	553	6+5/8	576	6+7/8	621	7+3/8	643	7+5/8

ME = 3854 kcal/kg



= 240 ml (≈ 84 g)

